


CD225MV Wellpoint Pump

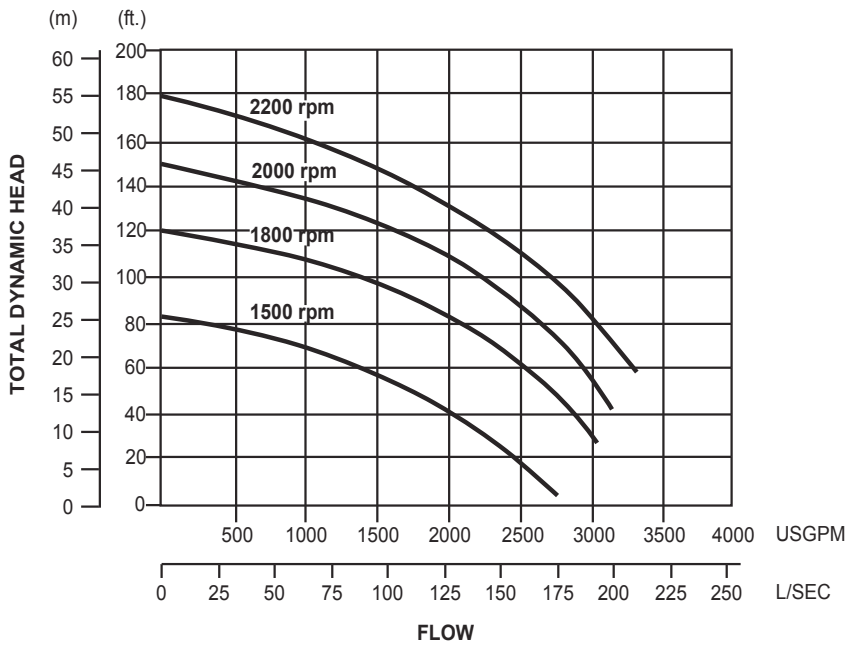


The CD225MV is a portable wellpoint system designed for a wide range of on-site dewatering applications. The CD225MV offers flow rates up to 3100 gpm (196 l/sec.), total heads to 180 feet (54.9M), and can handle solids up to 3-1/8" (79mm) in diameter. Based on the popular, industry-standard CD225M Dri-Prime® Pump, the CD225MV offers convenient automatic self priming and indefinite dry running capabilities that contractors, municipalities, industry and environmental companies across the country have come to rely on. The CD225MV consists of a centrifugal, single stage end suction pump, a high volume, belt driven vacuum pump, and a single action, float actuated air water separation tank. A reliable and efficient John Deere 4045T or Caterpillar 3054TA diesel engine powers both pump and vacuum components. An integral 105 gallon (397 liter) fuel tank within the skid provides up to 21 hours of continuous wellpoint operation. Additionally, the CD225MV operates with the full line of Godwin Wellpoint pipe and fittings including Quick Disconnect header pipes, riser pipes and adaptors, swing arm assemblies, and stainless steel, self-jetting wellpoint screens.

Features

- Flow rates to 3100 gpm (196 l/sec.). Total heads to 180 feet (54.9M).
- Will handle raw sewage, slurries, and liquids with solids up to 3-1/8" (79mm) in diameter.
- Dry running, oil bath mechanical seal with solid silicon carbide faces — capable of long term dry running encountered in wellpoint dewatering.
- Single action float and separation tank operation protects vacuum system in high water level conditions.
- Full line of Godwin Wellpoint pipe and fittings available.
- Convenient compact skid or portable trailer mounting available.
- Standard engine — John Deere 4045T or Caterpillar 3054TA. Available with a variety of engines including Hatz and Deutz.

CD225MV Performance Curve



Performance Table

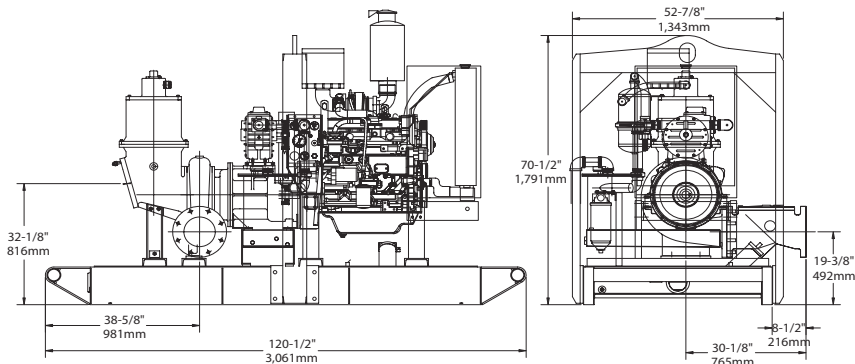
Diesel Set: John Deere 4045T, 99 hp (74 kw) @ 2200 rpm
 Caterpillar 3054TA, 108 hp (81 kw) @ 2200 rpm
Impeller Diameter: 11 3/8 inches (290mm)

Total Suction Head — Feet	Total Delivery Head — Feet			
	40	60	80	100
	Output — GPM			
15	3000	2950	2640	2220
20	2700	2600	2350	2160
25	2510	2300	2110	1610

Performance data listed in table and curves are based on water tests at sea level and 68° F (20 °C). Larger diameter pipes may be required for maximum flows.

Dimensions

CD225MV — John Deere 4045T, Skid Base
 Weight: 4,966 lbs. (2,247 kg.)



Specifications

- Maximum Operating Speed**
2200 rpm
- Vacuum Pump Range**
120 - 200 scfm (3.4 - 5.7 m³/min)
- Fuel Tank Capacity**
105 gal. (397 liters)
- Fuel Consumption**
John Deere 4045T: 4.9 gph (18.55 lph)
Caterpillar 3054TA: 6.6 gph (24.98 lph)
- Pipe Connections**
8" (200mm) ASA #150
- Solids Handling**
3-1/8" (79mm) dia.

Materials

- Pump Casing, Suction Cover, Separation Tank and Wearplates**
Close grained cast iron
- Impeller**
Cast chromium steel hardened to Brinell 341 HB
- Shaft**
1-1/2% nickel chromium steel
- Mechanical Seal Faces**
Silicon carbide



69 Connie Crescent, Concord, ON L4K 1L3
 PHONE: 905.907.1700 FAX: 905.907.1701
www.aquatechdewatering.com



One Floodgate Road, Bridgeport, NJ 08014, USA
 (856) 467-3636 • Fax: (856) 467-4841
 Quenington, Cirencester, Glos., GL7 5BX, UK
 +44 (0)1285 750271 • Fax: +44 (0)1285 750352

E-mail: sales@godwinpumps.com
www.godwinpumps.com

BRANCH LOCATIONS:
 Norwich, CT • Buffalo, NY • Chicago, IL
 Washington, DC • Richmond, VA • Virginia Beach, VA
 Charleston, WV • Raleigh, NC • Charlotte, NC
 N. Charleston, SC • Atlanta, GA • Houston, TX
 San Antonio, TX • Helena, MT • Los Angeles, CA

Dri-Prime® is a registered trademark of Godwin Pumps of America, Inc.
 Specifications and illustrations are subject to revision without notice.
 © Copyright 2002 Godwin Pumps of America, Inc.